

All Saints Church, 564 Woodham Lane, Woking, GU21 5SH  
**Sanctuary Floor Completion Report**  
October 2024

## History

The Sanctuary floor was laid in 1907 in Swedish marble, the steps being of darker green than the floor space. This is a photo from around 1914:



Writing in the Parish Magazine of March 1978, Edith Houghton remembers the floor being laid seventy years earlier:

“the finished building was consecrated in July 1907. It was very exciting watching the present chancel being built over the temporary one ... I expect it would surprise people today to know that no one was allowed to walk on the marble floor in the sanctuary unless they changed into felt slippers, a supply of which was kept in the vestry.”

Things took a turn for the worse when, on 25 July 1991 a Faculty was granted for: "The removal of the existing top step in the Sanctuary of the Parish Church of All Saints; modifications to remaining steps; and carpeting of the area." The top step was removed, the marble of that step was thrown away and the space was infilled with a concrete screed. Wooden plinths were added drilled into the marble to extend the remaining steps. The area was then carpeted:



In April 2023, church architect Mandy Lorenz, in her five-yearly inspection report wrote:

"Sanctuary. [...] the blue carpet distracts from this beautiful space. Its removal should be considered, this would reveal the beautiful floor finish below, reduce the fire risk, reduce the cleaning / maintenance costs as well as aid ventilation to the damp floor below as the carpets traps moisture."

### The work

In August 2024. The Vicar, Fr Roland Olliff, Churchwarden, Adrian Vincent, and Liviu Negut of Calacatta Stone & Ceramics <https://www.calacatta-projects.com/> (who in 2022 had laid the Nave tiles and the Lady Chapel limestone floor as part of the underfloor heating project) removed the carpet.

It revealed the concrete screed and the wooden plinths:




Most of the marble was loose:



The marble had holes that had been filled in from the original altar rail. The bottom step wooden extension had the brass holders from the portable altar rail that replaced it, but was no longer used:



Some of the marble was repairable, some was beyond repair:



On 27 August an Archdeacon's Permission (List B) was granted to restore the area.

New marble was needed for the top step to replace the concrete screed and for other marble that was beyond repair. Swedish marble is no longer available.

For the lighter green floor areas, an Iranian granite, "Costa Smeraldo," was found:



For the darker green bottom step and risers an Italian marble "Verde Italia" was found:



The granite and marble were supplied by Cullifords, Kingston Upon Thames <https://geraldculliford.co.uk/> .


The slabs were 30mm thick, which was the depth needed for the steps, but the risers and floor areas needed to be milled down to 20mm thick. The milling and cutting were done by the Marble & Granite Cutting Centre Ltd, Slough <https://mgcc-ltd.co.uk/>

Liviu Negut of Calacatta Stone & Ceramics repaired and re-set the repairable marble, and laid the new marble. He also restored the curve of a crumbled pillar:

Before:



After:



Before:



After:



Before:



After:



The work restores the look of the church to its original:

1914:



October 2024:




The new materials blend in with the old:

Swedish marble 1907:

Iranian granite 2024:

Italian marble 2024:



Liviu gave the church a cross using the new marble for the top and the old marble for the base:



Adrian Vincent, Churchwarden.